



# Certificate of Analysis

Sample: M000817013-001  
Harvest/Lot ID: LFSMMP004  
Seed to Sale #N/A  
Batch Date :N/A  
Batch#: 100010  
Sample Size Received: 10 ml  
Retail Product Size: 30 ml  
Ordered : 08/14/20  
Sampled : 08/14/20  
Completed: 08/19/20 Expires: 08/19/21  
Sampling Method: SOP Client Method

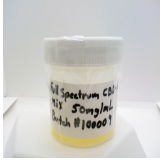
Aug 19, 2020 | Candelay Industries

702 Rockland Rd  
Rockland, DE, 19732, US

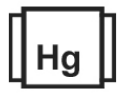
**PASSED**

Page 1 of 5

PRODUCT IMAGE SAFETY RESULTS



Pesticides  
**PASSED**



Heavy Metals  
**PASSED**



Microbials  
**PASSED**



Mycotoxins  
**PASSED**



Residuals  
Solvents  
**PASSED**



Filtration  
**PASSED**



Water Activity  
NOT TESTED



Moisture  
NOT TESTED



Terpenes  
**TESTED**

MISC.

CANNABINOID RESULTS



Total THC  
**0.171%**



Total CBD  
**7.925%**



Total Cannabinoids  
**8.251%**

**Filtration PASSED**

Analyzed By: 9 Weight: NA Extraction date: NA LOD(ppm): NA Extracted By: NA

Analysis Method -SOP.T.40.013 Batch Date :  
Analytical Batch -NA Reviewed On - 08/17/20 13:34:56  
Instrument Used :

This includes but is not limited to hair, insects, feces, packaging contaminants, and manufacturing waste and by-products. An SH-2B/T Stereo Microscope is used for inspection.

D9-THC	THCA	CBD	CBDA	D8-THC	THCV	CBN	CBDV	CBC	CBG	CBGA
0.171%	ND	7.925%	ND	ND	ND	ND	ND	ND	0.155%	ND
1.710 mg/g	ND	79.250 mg/g	ND	ND	ND	ND	ND	ND	1.550 mg/g	ND
LOD 0.0001 %	0.001 %	0.0001 %	0.001 %	0.001 %	0.001 %	0.001 %	0.001 %	0.001 %	0.001 %	0.001 %

Cannabinoid Profile Test

Analyzed by: 9 Weight: 0.2125g Extraction date: 08/17/20 03:08:47 Extracted By: 19

Analysis Method -SOP.T.40.020, SOP.T.30.050 Reviewed On - 08/19/20 11:16:49  
Analytical Batch -M0000944POT Instrument Used : HPLC Potency Analyzer Batch Date : 08/17/20 15:40:06

Reagent: 40 Dilution: Consums. ID:

Full spectrum cannabinoid analysis utilizing High Performance Liquid Chromatography with UV detection (HPLC-UV). (Method: SOP.T.30.050 for sample prep and Shimadzu High Sensitivity Method SOP.T.40.020 for analysis. LOQ for all cannabinoids is 1 mg/L). Measurement of Uncertainty: 2.7%

This report shall not be reproduced, unless in its entirety, without written approval from Kaycha Labs. This report is an Kaycha Labs certification. The results relate only to the material or product analyzed. Test results are confidential unless explicitly waived otherwise. Void after 1 year from test end date. Cannabinoid content of batch material may vary depending on sampling error. IC=In-control QC parameter, NC=Non-controlled QC parameter, ND=Not Detected, NA=Not Analyzed, ppm=Parts Per Million, ppb=Parts Per Billion. Limit of Detection (LoD) and Limit Of Quantitation (LoQ) are terms used to describe the smallest concentration that can be reliably measured by an analytical procedure. RPD=Reproducibility of two measurements. Action Levels are State determined thresholds for human safety for consumption and/or inhalation. The result >99% are variable based on uncertainty of measurement (UM) for the analyte. The UM error is available from the lab upon request. The "Decision Rule" for the pass/fail does not include the UM. The limits are based on F.S. Rule 64-4.310.

David Greene  
Lab Director



Signature

08/19/2020

State License # 19-05-02P  
ISO Accreditation #  
17025:2017 #97164

Signed On



# Certificate of Analysis

**PASSED**

**Candelay Industries**

702 Rockland Rd  
Rockland, DE, 19732, US  
**Telephone:** (717) 449-1518  
**Email:** bwowden@americanfiber.com

**Sample : M000817013-001**  
**Harvest/LOT ID: LFSMMP004**

**Batch# : 100010**  
**Sampled : 08/14/20**  
**Ordered : 08/14/20**

**Sample Size Received : 10 ml**  
**Completed : 08/19/20 Expires: 08/19/21**  
**Sample Method : SOP Client Method**

**Page 2 of 5**



## Terpenes

# TESTED

Terpenes	LOD	Units	Result (%)
ALPHA-CEDRENE	0.005	%	ND
ALPHA-HUMULENE	0.005	%	ND
ALPHA-PINENE	0.005	%	ND
ALPHA-TERPINENE	0.005	%	ND
BETA-MYRCENE	0.005	%	ND
BETA-PINENE	0.005	%	ND
BORNEOL	0.01	%	ND
CAMPHENE	0.005	%	ND
CAMPHOR	0.01	%	ND
CARYOPHYLLENE OXIDE	0.005	%	ND
CEDROL	0.005	%	ND
ALPHA-BISABOLOL	0.005	%	0.015
ISOPULEGOL	0.01	%	ND
CIS-NEROLIDOL	0.005	%	ND
3-CARENE	0.005	%	ND
FENCHYL ALCOHOL	0.005	%	ND
HEXAHYDROTHYMOL	0.005	%	ND
EUCALYPTOL	0.005	%	ND
ISOBORNEOL	0.005	%	ND
FENCHONE	0.01	%	ND
GAMMA-TERPINENE	0.005	%	ND
GERANIOL	0.005	%	ND
GERANYL ACETATE	0.01	%	ND
GUAJOL	0.005	%	0.010
LIMONENE	0.005	%	ND
LINALOOL	0.01	%	ND
NEROL	0.005	%	ND
OCIMENE	0.005	%	ND
ALPHA-PHELLANDRENE	0.005	%	ND
PULEGONE	0.005	%	ND
SABINENE	0.005	%	ND

**Total** 0.025

Terpenes	LOD	Units	Result (%)
SABINENE HYDRATE	0.01	%	ND
TERPINEOL	0.005	%	ND
TERPINOLENE	0.005	%	ND
TRANS-CARYOPHYLLENE	0.005	%	ND
TRANS-NEROLIDOL	0.005	%	ND
VALENCENE	0.005	%	ND



## Terpenes

# TESTED

**Analyzed by** 18 **Weight** 0.997g **Extraction date** 08/18/20 09:08:34 **Extracted By** 18

**Analysis Method -SOP.T.40.090**  
**Analytical Batch -M0000947TER** **Reviewed On - 08/18/20 11:57:06**  
**Instrument Used : GCMS8050 with Liquid Handler**  
**Batch Date : 08/18/20 09:44:03**

Reagent	Dilution	Consums. ID
---------	----------	-------------

Terpenoid profile screening is performed using GC-MS/MS TQ-8040 with Liquid Injection (Gas Chromatography - Mass Spectrometer Triple Quad) which can screen 37 terpenes using Method SOP.T.40.091 Terpenoid Analysis Via GC-MS/MS.

This report shall not be reproduced, unless in its entirety, without written approval from Kaycha Labs. This report is an Kaycha Labs certification. The results relate only to the material or product analyzed. Test results are confidential unless explicitly waived otherwise. Void after 1 year from test end date. Cannabinoid content of batch material may vary depending on sampling error. IC=In-control QC parameter, NC=Non-controlled QC parameter, ND=Not Detected, NA=Not Analyzed, ppm=Parts Per Million, ppb=Parts Per Billion. Limit of Detection (LoD) and Limit Of Quantitation (LoQ) are terms used to describe the smallest concentration that can be reliably measured by an analytical procedure. RPD=Reproducibility of two measurements. Action Levels are State determined thresholds for human safety for consumption and/or inhalation. The result >99% are variable based on uncertainty of measurement (UM) for the analyte. The UM error is available from the lab upon request. The "Decision Rule" for the pass/fail does not include the UM. The limits are based on F.S. Rule 64-4.310.

**David Greene**  
Lab Director

State License # 19-05-02P  
ISO Accreditation #  
17025:2017 #97164



Signature

08/19/2020

Signed On



# Certificate of Analysis

**PASSED**

Candelay Industries

702 Rockland Rd  
Rockland, DE, 19732, US

Telephone: (717) 449-1518

Email: bbowden@americanfiber.com

Sample : M000817013-001

Harvest/LOT ID: LFSMMP004

Batch# : 100010

Sampled : 08/14/20

Ordered : 08/14/20

Sample Size Received : 10 ml

Completed : 08/19/20 Expires: 08/19/21

Sample Method : SOP Client Method


Page 3 of 5



## Pesticides

# PASSED

Pesticides	LOD	Units	Action Level	Result	Pesticides	LOD	Units	Action Level	Result
ABAMECTIN B1A	0.020	ppm	0.5	ND	PRALLETHRIN	0.050	ppm	0.2	ND
ACEPHATE	0.010	ppm	0.5	ND	PROPICONAZOLE	0.010	ppm	0.4	ND
ACEQUINOCYL	0.02	ppm	2	ND	PROPOXUR	0.010	ppm	0.2	ND
ACETAMIPRID	0.010	ppm	0.2	ND	PYRETHRIN I	0.010	ppm	1	ND
ALDICARB	0.020	ppm	0.4	ND	PYRIDABEN	0.005	ppm	0.2	ND
AZOXYSTROBIN	0.010	ppm	0.2	ND	SPINETORAM	0.005	ppm	0.5	ND
BIFENAZATE	0.010	ppm	0.2	ND	SPINOSAD (SPINOSYN A)	0.010	ppm	0.2	ND
BIFENTHRIN	0.010	ppm	0.2	ND	SPINOSAD (SPINOSYN D)	0.010	ppm	0.2	ND
BOSCALID	0.005	ppm	0.4	ND	SPIROMESIFEN	0.010	ppm	0.2	ND
CARBARYL	0.010	ppm	0.2	ND	SPIROTETRAMAT	0.020	ppm	0.2	ND
CARBOFURAN	0.010	ppm	0.2	ND	SPIROXAMINE	0.010	ppm	0.4	ND
CHLORANTRANILIPROLE	0.010	ppm	0.2	ND	TEBUCONAZOLE	0.010	ppm	0.4	ND
CHLORPYRIFOS	0.010	ppm	0.2	ND	THIACLOPRID	0.010	ppm	0.2	ND
CLOFENTEZINE	0.010	ppm	0.2	ND	THIAMETHOXAM	0.010	ppm	0.5	ND
COUMAPHOS	0.005	ppm	0.2	ND	TRIFLOXYSTROBIN	0.010	ppm	0.2	ND
CYPERMETHRIN	0.010	ppm	1	ND					
DAMINOZIDE	0.010	ppm	1	ND					
DIAZANON	0.010	ppm	0.2	ND					
DICHLORVOS	0.050	ppm	0.1	ND					
DIMETHOATE	0.010	ppm	0.2	ND					
DIMETHOMORPH	0.005	ppm	0.1	ND					
ETHOPROPHOS	0.010	ppm	0.2	ND					
ETOFENPROX	0.010	ppm	0.4	ND					
ETOXAZOLE	0.010	ppm	0.2	ND					
FENHEXAMID	0.005	ppm	0.1	ND					
FENOXYCARB	0.010	ppm	0.2	ND					
FENPYROXIMATE	0.010	ppm	0.4	ND					
FIPRONIL	0.020	ppm	0.4	ND					
FLONICAMID	0.010	ppm	1	ND					
FLUDIOXONIL	0.010	ppm	0.4	ND					
HEXYTHIAZOX	0.010	ppm	1	ND					
IMAZALIL	0.010	ppm	0.2	ND					
IMIDACLOPRID	0.010	ppm	0.4	ND					
KRESOXIM-METHYL	0.010	ppm	0.4	ND					
MALATHION	0.010	ppm	0.2	ND					
METALAXYL	0.010	ppm	0.2	ND					
METHIOCARB	0.010	ppm	0.2	ND					
METHOMYL	0.010	ppm	0.6	ND					
MEVINPHOS	0.010	ppm	0.1	ND					
MYCLOBUTANIL	0.010	ppm	0.2	ND					
NALED	0.010	ppm	0.5	ND					
OXAMYL	0.010	ppm	1	ND					
PACLOBUTRAZOL	0.010	ppm	0.4	ND					
PERMETHRINS	0.050	ppm	1	ND					
PHOSMET	0.010	ppm	0.2	ND					
PIPERONYL BUTOXIDE	0.010	ppm	3	ND					


**Pesticides**
**PASSED**

Analyzed by 9	Weight 0.5108g	Extraction date 08/17/20 03:08:48	Extracted By 9
Analysis Method - SOP.T.30.060, SOP.T.40.060 ,		Reviewed On- 08/17/20 13:34:56	
Analytical Batch - M0000943PES		Instrument Used : LCMSMS 8060 P	
Batch Date : 08/17/20 15:11:45			

Reagent	Dilution	Consums. ID
025019.04		GLC-06787
103019.32		00280227
103019.36		931CC
103019.34		
103019.32		

Pesticide screen is performed using LC-MS which can screen down to below single digit ppb concentrations for regulated Pesticides. Currently we analyze for 57 Pesticides. (Method: SOP.T.30.060 Sample Preparation for Pesticides Analysis via LCMSMS and SOP.T40.060 Procedure for Pesticide Quantification Using LCMS). \*

This report shall not be reproduced, unless in its entirety, without written approval from Kaycha Labs. This report is an Kaycha Labs certification. The results relate only to the material or product analyzed. Test results are confidential unless explicitly waived otherwise. Void after 1 year from test end date. Cannabinoid content of batch material may vary depending on sampling error. IC=In-control QC parameter, NC=Non-controlled QC parameter, ND=Not Detected, NA=Not Analyzed, ppm=Parts Per Million, ppb=Parts Per Billion. Limit of Detection (LoD) and Limit Of Quantitation (LoQ) are terms used to describe the smallest concentration that can be reliably measured by an analytical procedure. RPD=Reproducibility of two measurements. Action Levels are State determined thresholds for human safety for consumption and/or inhalation. The result >99% are variable based on uncertainty of measurement (UM) for the analyte. The UM error is available from the lab upon request. The "Decision Rule" for the pass/fail does not include the UM. The limits are based on F.S. Rule 64-4.310.

**David Greene**  
Lab Director

State License # 19-05-02P  
ISO Accreditation #  
17025:2017 #97164



Signature

08/19/2020

Signed On



# Certificate of Analysis

**PASSED**

**Candelay Industries**

702 Rockland Rd  
Rockland, DE, 19732, US  
**Telephone:** (717) 449-1518  
**Email:** bwowden@americanfiber.com

**Sample : M000817013-001**  
**Harvest/LOT ID: LFSMMP004**

**Batch# :** 100010  
**Sampled :** 08/14/20  
**Ordered :** 08/14/20


**Sample Size Received :** 10 ml  
**Completed :** 08/19/20 **Expires:** 08/19/21  
**Sample Method :** SOP Client Method

Page 4 of 5



## Residual Solvents

PASSED



## Residual Solvents

PASSED

Solvent	LOD	Units	Action Level (PPM)	Pass/Fail	Result
TRICHLOROETHENE	3	ppm	80	PASS	ND
CHLOROFORM	0.24	ppm	60	PASS	ND
1,2-DICHLOROETHENE	0.24	ppm	1870	PASS	ND
1,1-DICHLOROETHENE	2	ppm	8	PASS	ND
PENTANES	90	ppm	2500	PASS	ND
BUTANES (N-BUTANE)	50	ppm	5000	PASS	ND
ACETONITRILE	7.2	ppm	410	PASS	ND
ACETONE	90	ppm	5000	PASS	ND
2-PROPANOL	60	ppm	5000	PASS	ND
HEXANES	6	ppm	290	PASS	ND
XYLENES	18	ppm	2170	PASS	ND
TOLUENE	18	ppm	1068	PASS	ND
PROPANE	80	ppm	5000	PASS	ND
METHANOL	30	ppm	3000	PASS	ND
XYLENES-P (1,4-DIMETHYLBENZENE)	18	ppm	2170	PASS	ND
HEPTANE	60	ppm	5000	PASS	ND
XYLENES-M (1,3-DIMETHYLBENZENE)	18	ppm	2170	PASS	ND
ETHYLENE OXIDE	0.6	ppm	50	PASS	ND
XYLENES-O (1,2-DIMETHYLBENZENE)	18	ppm	2170	PASS	ND
ETHYL ETHER	60	ppm	5000	PASS	ND
ETHYL ACETATE	48	ppm	5000	PASS	ND
DICHLOROMETHANE	15	ppm	600	PASS	ND
ETHANOL	120	ppm	5000	PASS	ND

**Analyzed by** 18      **Weight** 0.021g      **Extraction date** 08/18/20 09:08:59      **Extracted By** 18

**Analysis Method -SOP.T.40.032**  
**Analytical Batch -MO000948SOL**      **Reviewed On - 08/18/20 14:31:44**  
**Instrument Used : GCMS2010**  
**Batch Date : 08/18/20 09:45:28**

Reagent	Dilution	Consums. ID
Residual solvents screening is performed using GC-MS which can detect below single digit ppm concentrations. Currently we analyze for 33 Residual solvents. (Method: SOP.T.30.042 Residual Solvents Analysis via GC-MS).		

This report shall not be reproduced, unless in its entirety, without written approval from Kaycha Labs. This report is an Kaycha Labs certification. The results relate only to the material or product analyzed. Test results are confidential unless explicitly waived otherwise. Void after 1 year from test end date. Cannabinoid content of batch material may vary depending on sampling error. IC=In-control QC parameter, NC=Non-controlled QC parameter, ND=Not Detected, NA=Not Analyzed, ppm=Parts Per Million, ppb=Parts Per Billion. Limit of Detection (LoD) and Limit Of Quantitation (LoQ) are terms used to describe the smallest concentration that can be reliably measured by an analytical procedure. RPD=Reproducibility of two measurements. Action Levels are State determined thresholds for human safety for consumption and/or inhalation. The result >99% are variable based on uncertainty of measurement (UM) for the analyte. The UM error is available from the lab upon request. The "Decision Rule" for the pass/fail does not include the UM. The limits are based on F.S. Rule 64-4.310.

**David Greene**  
Lab Director

State License # 19-05-02P  
ISO Accreditation #  
17025:2017 #97164



Signature

08/19/2020

Signed On



# Certificate of Analysis

**PASSED**

**Candelay Industries**

702 Rockland Rd  
Rockland, DE, 19732, US  
**Telephone:** (717) 449-1518  
**Email:** bwowden@americanfiber.com

**Sample :** M000817013-001  
**Harvest/LOT ID:** LFSMMP004  
**Batch# :** 100010  
**Sampled :** 08/14/20  
**Ordered :** 08/14/20

**Sample Size Received :** 10 ml  
**Completed :** 08/19/20 **Expires:** 08/19/21  
**Sample Method :** SOP Client Method

Page 5 of 5



**Microbials**

PASSED



**Mycotoxins**

PASSED

Analyte	Result	Analyte	LOD	Units	Result	Action Level (PPM)
ASPERGILLUS_TERREUS_1J2	not present in 1 gram.	AFLATOXIN G2	0.001	ppm	ND	0.02
ASPERGILLUS_NIGER	not present in 1 gram.	AFLATOXIN G1	0.001	ppm	ND	0.02
ASPERGILLUS_FUMIGATUS	not present in 1 gram.	AFLATOXIN B2	0.001	ppm	ND	0.02
ASPERGILLUS_FLAVUS	not present in 1 gram.	AFLATOXIN B1	0.001	ppm	ND	0.02
SALMONELLA_SPECIFIC_GENE	not present in 1 gram.	OCHRATOXIN A+	0.001	ppm	ND	0.02
ESCHERICHIA_COLI_SHIGELLA_SPP	not present in 1 gram.					

**Analysis Method -SOP.T.40.043**  
**Analytical Batch -NA Batch Date :**  
**Instrument Used :**

**Analysis Method -SOP.T.30.060, SOP.T.40.060**  
**Analytical Batch - | Reviewed On - 08/18/20 14:10:42**  
**Instrument Used :**  
**Batch Date :**

Analyzed by	Weight	Extraction date	Extracted By
NA	NA	NA	NA

Analyzed by	Weight	Extraction date	Extracted By
NA	NA	NA	NA

Microbiological testing for Fungal and Bacterial Identification via Polymerase Chain Reaction (PCR) method consisting of sample DNA amplified via tandem Polymerase Chain Reaction (PCR) as a crude lysate which avoids purification. (Method SOP.T.40.043) If a pathogenic Escherichia Coli, Salmonella, Aspergillus fumigatus, Aspergillus flavus, Aspergillus niger, or Aspergillus terreus is detected in 1g of a sample, the sample fails the microbiological-impurity testing.

Aflatoxins B1, B2, G1, G2, and Ochratoxins A testing using LC-MS. (Method: SOP.T.30.060 for Sample Preparation and SOP.T40.060 Procedure for Mycotoxins Quantification Using LCMS. LOQ 1.0 ppb). Total Aflatoxins (Aflatoxin B1, B2, G1, G2) must be <20µg/Kg. Ochratoxins must be <20µg/Kg.



**Heavy Metals**

PASSED

**Reagent**

- 110119.52
- 110119.44
- 112519.01
- 110119.36

Metal	LOD	Unit	Result	Action Level (PPM)
ARSENIC	0.02	ppm	ND	10
CADMIUM	0.02	ppm	ND	4.1
LEAD	0.02	ppm	ND	10
MERCURY	0.02	ppm	ND	2

Analyzed by	Weight	Extraction date	Extracted By
18	0.511g	08/18/20 09:08:04	18

**Analysis Method -SOP.T.40.050, SOP.T.30.052**  
**Analytical Batch -M0000946HEA | Reviewed On - 08/18/20 12:07:13**  
**Instrument Used : ICP-MS 2030**  
**Batch Date : 08/18/20 09:41:12**

Heavy Metals screening is performed using ICP-MS (Inductively Coupled Plasma - Mass Spectrometer) which can screen down to below single digit ppb concentrations for regulated heavy metals using Method SOP.T.30.052 Sample Preparation for Heavy Metals Analysis via ICP-MS and SOP.T.40.050 Heavy Metals Analysis via ICP-MS. \*Action Limits based on Colorado Regulations.

This report shall not be reproduced, unless in its entirety, without written approval from Kaycha Labs. This report is an Kaycha Labs certification. The results relate only to the material or product analyzed. Test results are confidential unless explicitly waived otherwise. Void after 1 year from test end date. Cannabinoid content of batch material may vary depending on sampling error. IC=In-control QC parameter, NC=Non-controlled QC parameter, ND=Not Detected, NA=Not Analyzed, ppm=Parts Per Million, ppb=Parts Per Billion. Limit of Detection (LoD) and Limit Of Quantitation (LoQ) are terms used to describe the smallest concentration that can be reliably measured by an analytical procedure. RPD=Reproducibility of two measurements. Action Levels are State determined thresholds for human safety for consumption and/or inhalation. The result >99% are variable based on uncertainty of measurement (UM) for the analyte. The UM error is available from the lab upon request. The "Decision Rule" for the pass/fail does not include the UM. The limits are based on F.S. Rule 64-4.310.

**David Greene**  
Lab Director

State License # 19-05-02P  
ISO Accreditation #  
17025:2017 #97164



Signature

08/19/2020

Signed On